

READY, SET SOAR OHIO



Early Investments, A Lifetime of Success.



THE STATE OF BABIES IN OHIO

Thank you to the Health Policy Institute of Ohio (HPIO) for analyzing and compiling all data shared in this factsheet. The data is from HPIO's 2021 Health Value Dashboard and a presentation prepared and delivered by HPIO at the 2021 State of Babies convening hosted by Groundwork Ohio on Friday, March 12, 2021.

1.

Ohio ranks poorly on key indicators of early child health and well-being.

Health & Healthcare Outcomes

RANKS...

Infant Mortality:



Low Birth Weight:



Prenatal care:



Social & Economic Outcomes

RANKS...

Adverse Childhood Experiences (ACEs):



Child Poverty:



41.2% of Ohio children entered kindergarten demonstrating readiness in the 2019-2020 school year.

Physical Environment Outcomes

RANKS...

Housing with a Lead Risk:



Child in household with a person who smokes:



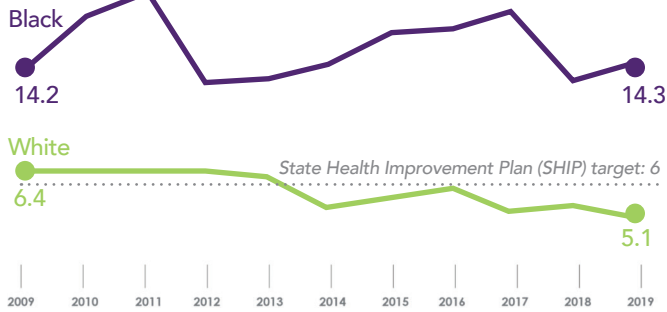
DATA RESOURCE: THE STATE OF BABIES IN OHIO

2.

Large disparities exist across key indicators.

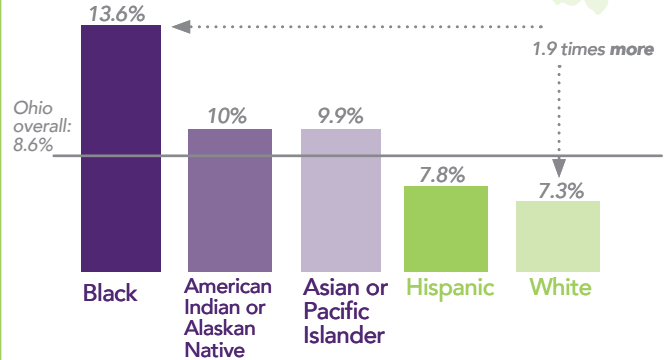
Infant Mortality:

Ohio's Rate per 1,000 births, by race



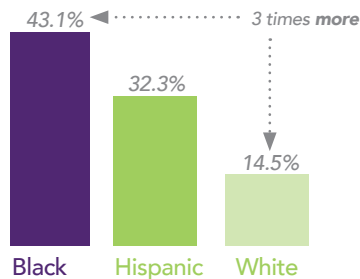
Low Birth Weight:

Ohio, 2019



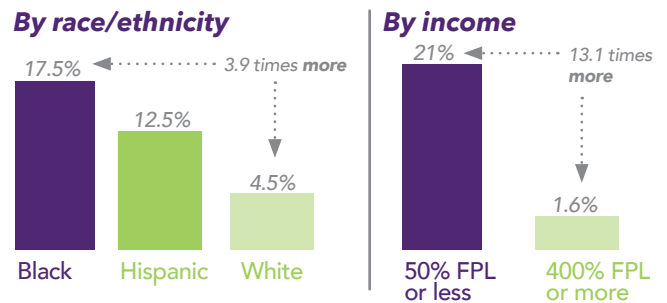
Child Poverty:

% of Ohio children in a household with income below the federal poverty threshold, 2015-2019



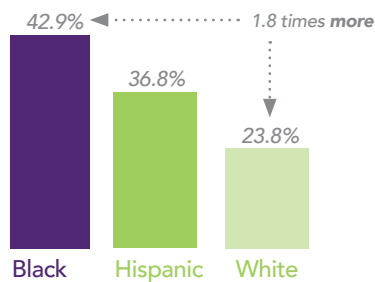
Food Insecurity:

Ohio Families that "sometimes" or "often" cannot afford enough to eat, 2016-2019



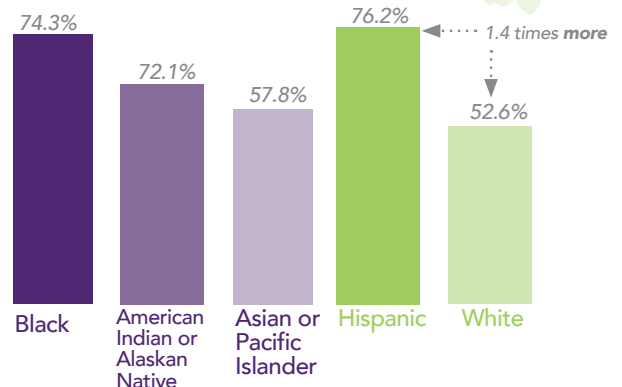
Adverse Childhood Experiences:

% of Ohio children who experienced two or more ACEs Ohio, 2016-2019



Kindergarten Readiness:

% of Ohio kindergarteners not demonstrating readiness, 2019-2020



DATA RESOURCE: THE STATE OF BABIES IN OHIO

3. Childhood adversity & trauma have long-term health & economic impacts.

ACEs with significant health impacts:

ABUSE

- Emotional abuse
- Sexual abuse

HOUSEHOLD CHALLENGES

- Substance use in the household
- Mental illness in the household
- Incarcerated member of household

NEGLECT

- Emotional neglect
- Physical neglect

Many of Ohio's children experience early adversity & trauma.

Ohio's rank compared to other states (and D.C.):

39th

out of 51

ACEs: Percent of children who have experienced two or more adverse experiences (2018-2019)

32nd

out of 51

Adult Poverty: Percent of people, ages 18 and older, in households with incomes below the federal poverty level (2019)

28th

out of 51

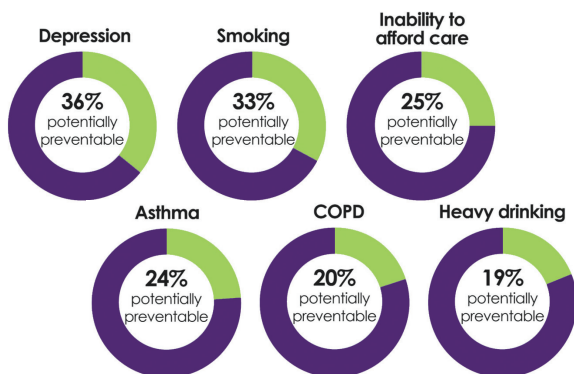
Child Abuse & Neglect: Number of reported and substantiated child maltreatment victims, per 1,000 children (FY 2018)

36th

out of 51

Child Poverty: Percent of people under age 18, in households with incomes below the federal poverty level (2019)

Potential impact of preventing exposure to ACEs on six health outcomes in Ohio



If adverse childhood experiences (ACEs) were eliminated:

More than **\$10 billion a year** in healthcare spending could be saved in Ohio.

\$319 million in lost wages could be eliminated each year in Ohio.

Data source:

• Health Policy Institute of Ohio, 2021 Health Value Dashboard